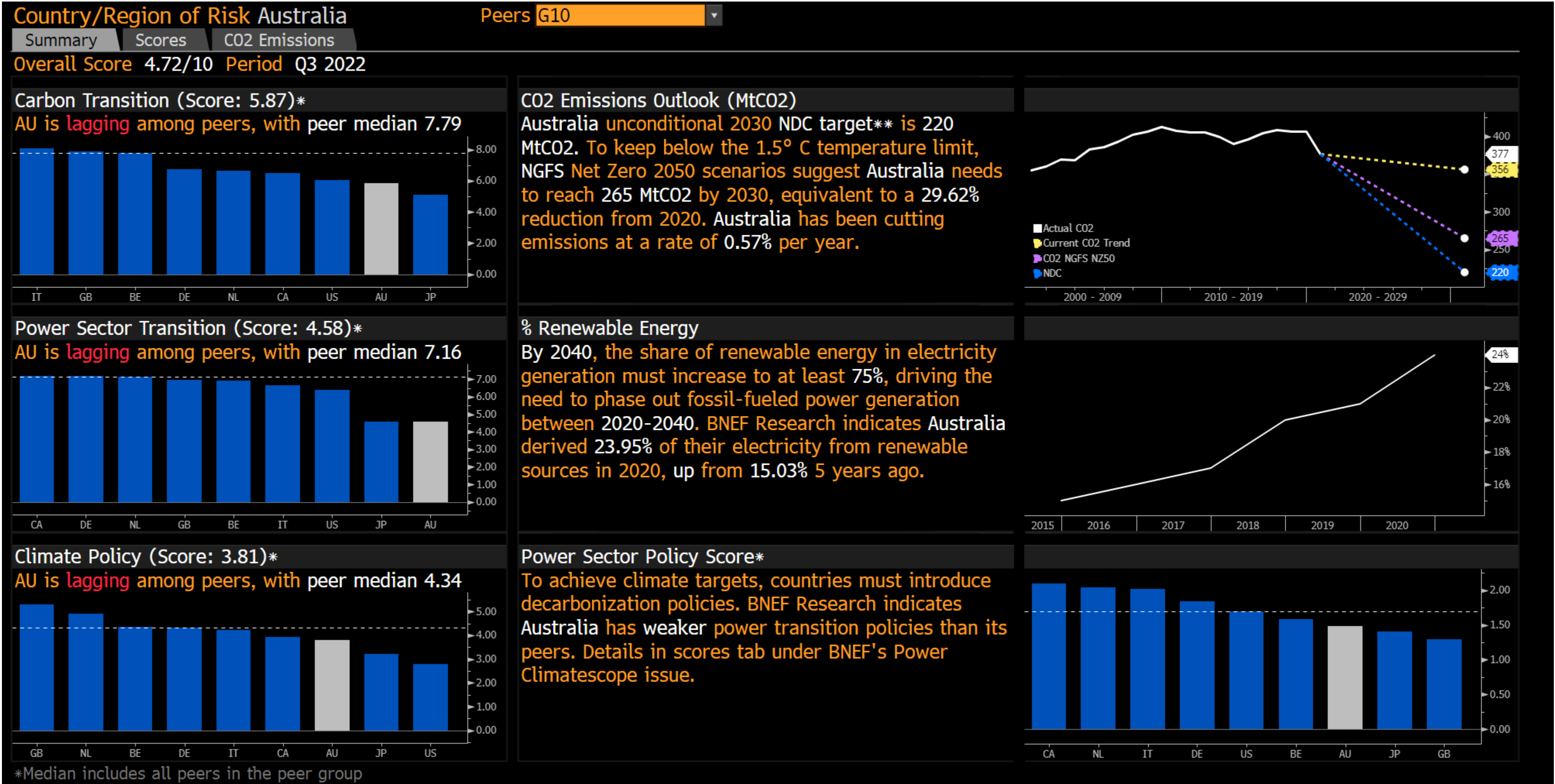
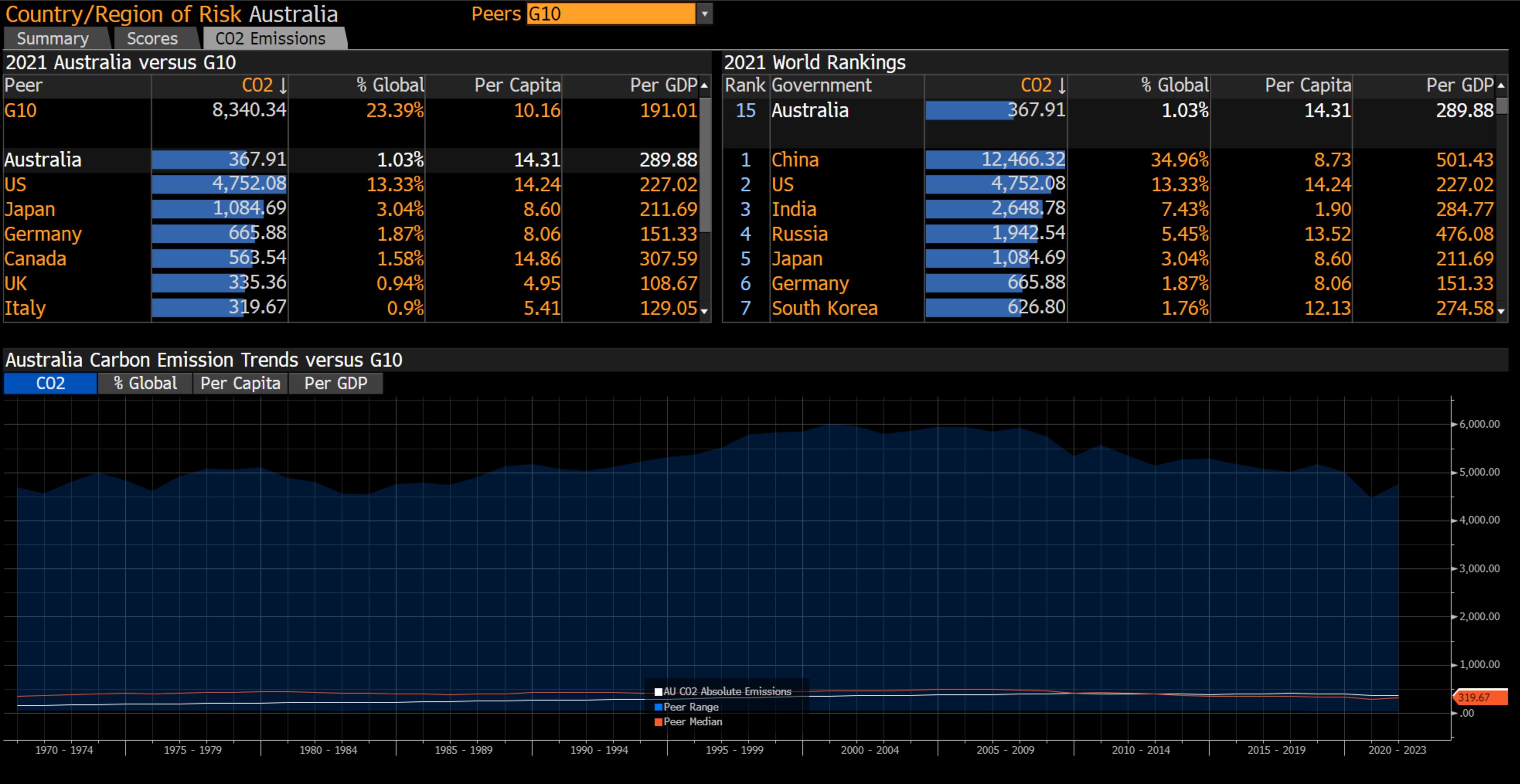


# Sovereign Climate Scores



# Global Emissions



# Global Investors

## Sweden's Central Bank Ditches Bonds Issued by Major Polluters

- Securities from Alberta, **Queensland** and Western Australia sold
- Central banks face growing pressure to tackle climate change

By Niclas Rolander

(Bloomberg) -- Sweden's central bank will no longer hold bonds issued by local authorities in Canada and Australia with high carbon-dioxide emissions after yielding to critics who say it's not doing enough to tackle climate change.

The Riksbank **said** on Wednesday it had sold its holdings of securities from the Canadian province of Alberta, where greenhouse gas emissions per capita are three times higher than in Ontario and Quebec. It also sold debt issued by the Australian states of **Queensland** and Western Australia.



# Corporate Reporting: Becoming Big Data!

SHELL NA Equity

Copy Search Link

ESG Data Discovery

AllBGB ScoresMSCICounts (BQL)

Narrow the results by adding search criteria or asking a question.

Hide Filters

ESG Pillar

Environmental2k

Social1.2k

Governance921

ESG Overall102

ESG Theme

Climate Change652

Natural Capital428

Compensation415

Human Capital360

Energy329

More...

ESG Issue

GHG Emissions ...504

Pay Performance338

Energy Manage...205

Ethics & Compli...193

Climate Exposure136

More...

Framework

SFDR218

EET-European ES...179

TCFD150

BGB Gender-Equ...89

SDGs84

EU Taxonomy80

More...

Source

Bloombera LP2.8k

More...

Field ID

Description

Freq

Field Value

1)SR002BESG Environmental Pillar ScoreMonthly7.08

2)SR003BESG Social Pillar ScoreMonthly3.99

3)SR004BESG Governance Pillar ScoreQuarterly8.07

4)X6504MSCI ESG RatingWeeklyAA

5)RX317ESG Disclosure ScoreMonthly66.31

6)X7278SA ESG Risk ScoreMonthly37.65

7)X6495S&P Global ESG RankQuarterly82.000000

8)RX376Governance Disclosure ScoreQuarterly91.24

9)RX375Social Disclosure ScoreMonthly50.91

10)RX374Environmental Disclosure ScoreMonthly56.69

11)X5876ISS QualityScoreMonthly2.000000

12)ES005GHG Scope 1 & 2 Location-BasedYearly69,000.000

13)ES063Pct Independent DirectorsYearly83.333

14)ES096% Women on BoardYearly50.000

15)ES076GHG Scope 1Yearly60,000.000

16)F0950Total GHG CO2 Emissions Intensity per SalesScoreYearly263.86

Yearly6

Yearly33.000

Yearly9,000.000

Weekly59968.099

Weekly9664.111

Weekly1057983.904

Weekly68000.000

Weekly1396890.000

WeeklyReported

Weekly60000.000

Weekly8000.000

Yearly1.329TRT

“Approximately 4.2k Results”

Approximately 4.2k Results

# ESG Scoring: Simplifying the Big Data

Financial Materiality Scores   ESG SCORE »				
		Score	2Y Change	Vs Peers
Environmental		7.08	+0.89	Leading
Social		3.99	+0.68	Below Median
Governance		8.07	-0.29	Leading

Overview ESG Scores Emissions EU Taxonomy SFDR TCFD							
Inputs FY 2021 Peers Integrated Oils   CCB BECS »				Materiality Framework			
Metric	Score Level	Weight	Score	Upper Target	Vs Peers		
Shell PLC's Environmental Score of 7.08 is Leading among its peers.							
▼ Environmental	Pillar	100.00%	7.08		Leading		
▶ Climate Exposure	Issue	25.18%	9.64	10.00	Leading		
▶ GHG Emissions Management	Issue	25.18%	9.27	10.00	Leading		
▶ Water Management	Issue	13.54%	6.43	8.72	Leading		
▶ Energy Management	Issue	10.88%	4.15	9.01	Below Median		
▼ Ecological Impact	Issue	9.26%	3.04	7.23	Below Median		
▼ Ecosystem Protection	Sub-issue		3.71				
Sites in Environmntly Sensitive Areas	Field		1.50				
Number Sites Environmentally Sensitiv...	Input Data		14.00				
Biodiversity Policy	Field		10.00				
Biodiversity Policy	Input Data		Y				
Environmental Quality Mgmt Policy	Field		10.00				
Environmental Quality Management Po...	Input Data		Y				
Arctic Drilling Oil and Gas	Field		0.00				
Arctic Drilling Oil and Gas	Input Data		Y				
Disclosure Factor Only Fields							
Percentage of Hazardous Liquid Pipelin...	Input Data		--				
Percentage of Natural Gas Pipelines In...	Input Data		--				
Environmental Fines	Sub-issue		--				
Environmental Incidents	Sub-issue		3.30				
▶ Air Quality	Issue	8.28%	7.48	8.42	Above Median		
▶ Waste Management	Issue	7.69%	3.92	7.95	Below Median		
Shell PLC's Social Score of 3.99 is Below Median among its peers.							
▼ Social	Pillar	100.00%	3.99		Below Median		
▶ Occupational Health & Safety Management	Issue	31.01%	7.15	9.32	Above Median		
▶ Labor & Employment Practices	Issue	22.09%	0.00	3.00	Lagging		
▶ Operational Risk Management	Issue	22.09%	7.18	10.00	Above Median		



# Taxonomy: Defining Sustainable Activities

< > | HOLCIM LTD Equity ▾ | CCB ▾ | Related Functions Menu ▾

HOLN SW Equity

Get Link

Export

Settings

Classification **BICS** ▾ Currency **AUD** ▾

Hierarchy	Rev	% Rev
▼ Materials		
▼ Materials		
▼ Construction Materials		
▼ *Cement & Aggregates		
Aggregates	4.33B	11.08
Cement	22.06B	56.48
Ready Mix Concrete	12.67B	32.44

EUTaxo Insights ×

Fails the EU Taxonomy Mitigation Test

Carbon Intensity per tonne of cement is 0.55t CO2e/t, which is higher than the EU ETS benchmark of 0.4691 tCO2e/t cement production

11/14/2022

<

● ●

>

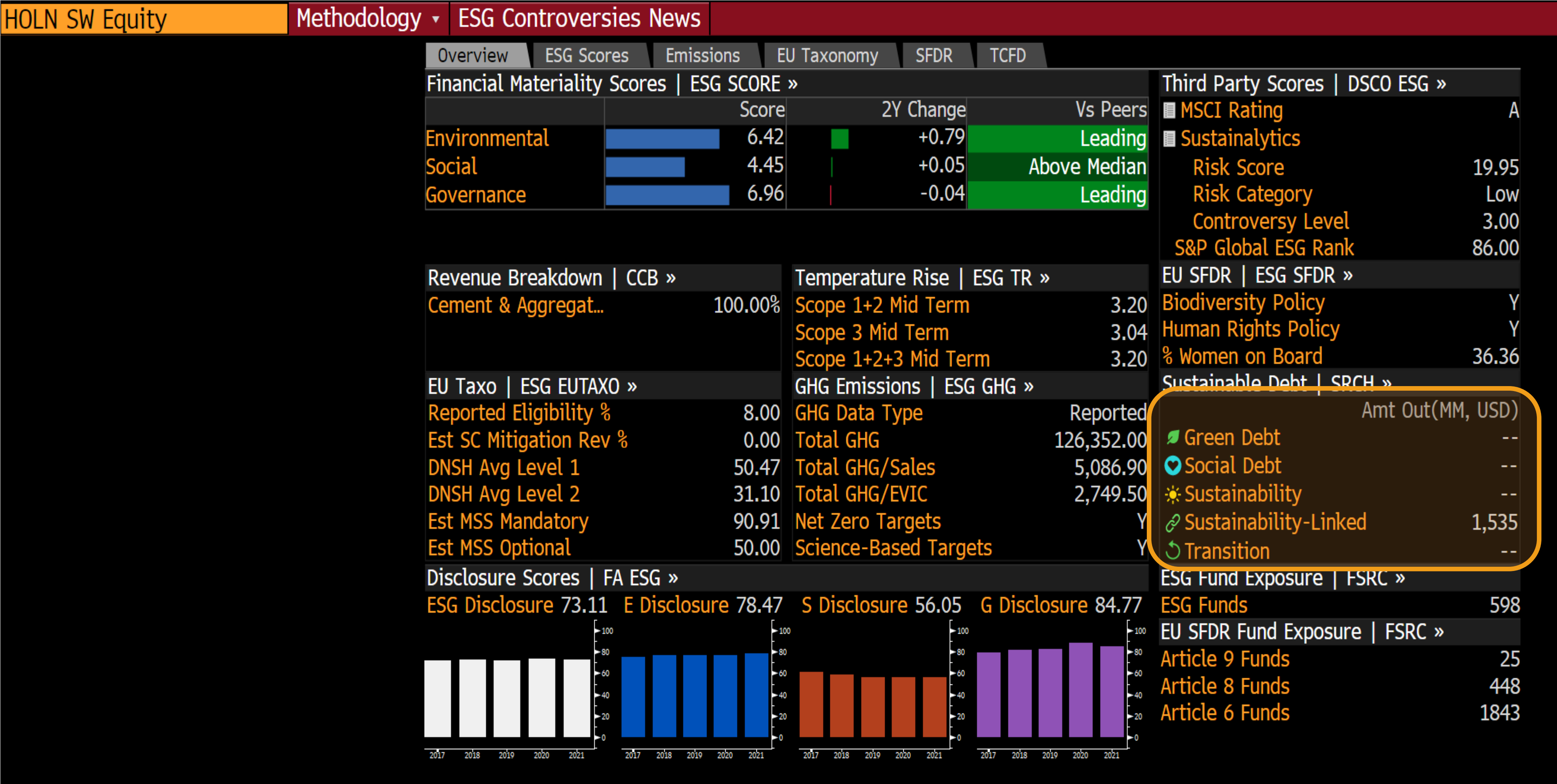
Company Clas

Industry Hierarchy | ICS »

Equity Screening | EQS »

	Value	Count
	866.11B	487
	12.63	467
	1.31T	709
	667.19B	522
	10.74%	522

# Green, Social & Sustainability Linked Bonds





# Sustainability Linked Bonds

25) Bond Description	26) Issuer Description	
Pages	Issuer Information	Identifiers
11) Bond Info	<b>Name</b> HOLCIM FINANCE LUX SA	<b>FIGI</b> BBG00Y709383
12) Addtl Info	<b>Industry</b> Building Materials (BCLASS)	<b>ISIN</b> XS2261215011
13) Reg/Tax	<b>Security Information</b>	<b>ID Number</b> BM6017461
14) Covenants	<b>Mkt Iss</b> <a href="#">🔗</a> EURO-ZONE	<b>Bond Ratings</b>
15) Guarantors	<b>Ctry/Reg</b> LU	<b>Moody's</b> Baa1
16) Bond Ratings	<b>Currency</b> EUR	<b>S&amp;P</b> BBB+
17) Identifiers	<b>Rank</b> Sr Unsecured	<b>Fitch</b> BBBu
18) Exchanges	<b>Series</b>	<b>Composite</b> BBB+
19) Inv Parties	<b>Coupon</b> 0.500000	<b>Issuance &amp; Trading</b>
20) Fees, Restrict	<b>Type</b> Fixed	<b>Amt Issued/Outstanding</b>
21) Schedules	<b>Cpn Freq</b> Annual	EUR 850,000.00 (M) /
22) Coupons	<b>Day Cnt</b> ACT/ACT	EUR 850,000.00 (M)
23) Impact	<b>Iss Price</b> 99.43500	<b>Min Piece/Increment</b>
Quick Links	<b>Reoffer</b> 99.435	100,000.00 / 1,000.00
32) ALLQ <b>Pricing</b>	MAKE WHOLE @20.000 until 01/23/31/ CALL 01/...	<b>Par Amount</b> 1,000.00
33) QRD <b>Qt Recap</b>	<b>Iss Sprd</b> +77.00bp vs MIDSWAPS	<b>Book Runner</b> JOINT LEADS
34) TDH <b>Trade Hist</b>	<b>Calc Type</b> (1)STREET CONVENTION	<b>Exchange</b> MUNICH
35) CACS <b>Corp Action</b>	<b>Pricing Date</b> 11/17/2020	
36) CF <b>Prospectus</b>	<b>Interest Accrual Date</b> 11/23/2020	
37) CN <b>Sec News</b>	<b>1st Settle Date</b> 11/23/2020	
38) HDS <b>Holdings</b>	<b>1st Coupon Date</b> 04/23/2021	
66) <b>Send Bond</b>	STEP-UP MARGIN: 75BP, STEP-UP EVENT: NET CO2 IN KG/TON CEMENTITIOUS MATERIAL <= 475, 17.5% REDUCTION BY END 2030 (2018 BASELINE).	



# Greenium set to Grow?

